

Math 232 Calculus 2 Spring 15 Midterm 1b

Name: Solutions

- I will count your best 8 of the following 10 questions.
- You may use a calculator, and a 3×5 index card of notes.

1	10	
2	10	
3	10	
4	10	
5	10	
6	10	
7	10	
8	10	
9	10	
10	10	
	80	

Midterm 1	
Overall	

(1) (10 points) Find $\int \frac{e^{3x}}{e^{3x} - 1} dx$.

$$u = e^{3x} - 1$$

$$\frac{du}{dx} = 3e^{3x}$$

$$\int \frac{e^{3x}}{u} \frac{dx}{du} du$$

$$\int \frac{e^{3x}}{u} \cdot \frac{1}{3e^{3x}} du$$

$$\frac{1}{3} \int \frac{1}{u} du$$

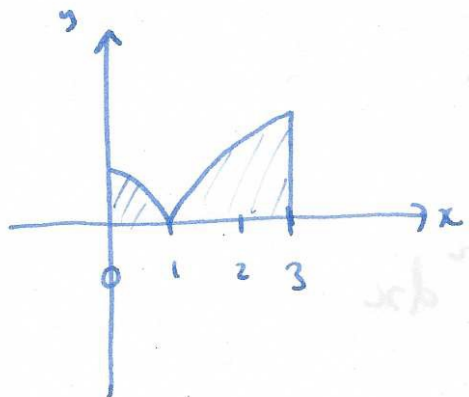
$$\frac{1}{3} \ln |u| + C$$

$$\frac{1}{3} \ln |e^{3x} - 1| + C$$

	1
	0

$$1-x^2=0 \Rightarrow x=\pm 1$$

(2) (10 points) Find $\int_0^3 |1-x^2| dx$. Draw a picture of the region.



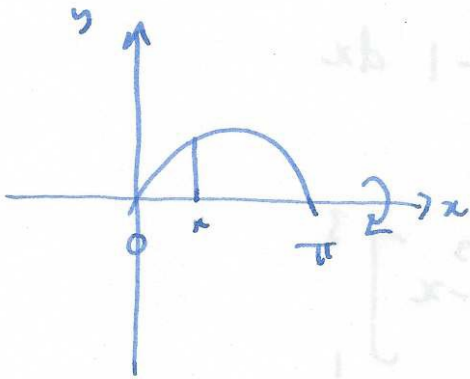
$$\int_0^1 (1-x^2) dx + \int_1^3 (x^2-1) dx$$

$$\left[x - \frac{1}{3}x^3 \right]_0^1 + \left[\frac{1}{3}x^3 - x \right]_1^3$$

$$1 - \frac{1}{3} + 9 - 3 - \frac{1}{3} + 1$$

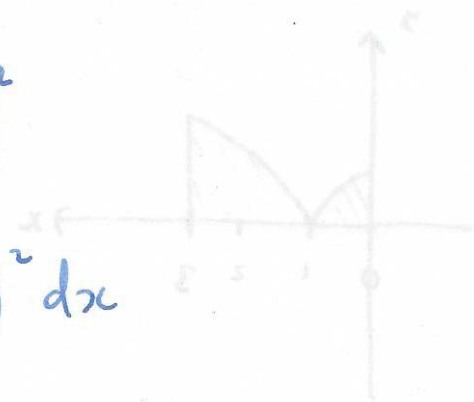
$$7\frac{1}{3}$$

- (3) (10 points) Draw a picture of the region bounded by the curve $y = 2 \sin(x)$, for $0 \leq x \leq \pi$ and $y \geq 0$. Write down an integral to give you the volume of revolution of this region about the x -axis. DO NOT EVALUATE THIS INTEGRAL.

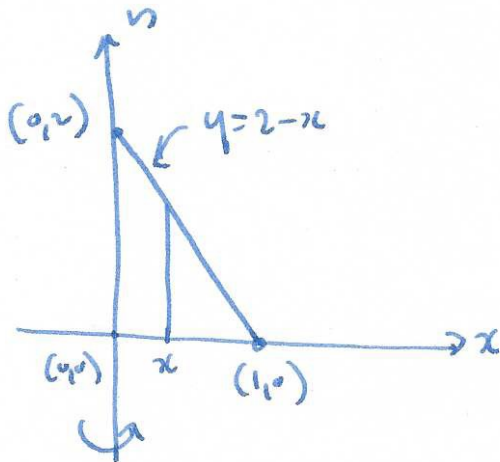


discs: $A(x) = \pi y^2$

$$\int_0^{\pi} \pi (2 \sin(x))^2 dx$$



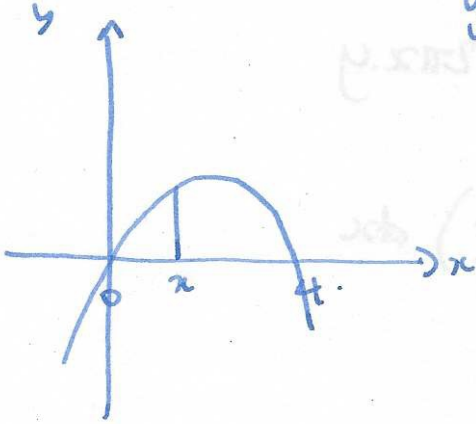
- (4) (10 points) Use shells to write down an integral for the volume of the cone formed by rotating the triangle with vertices $(0,0)$, $(0,2)$ and $(1,0)$ about the y -axis. DO NOT EVALUATE THIS INTEGRAL.



shells: $A(x) = 2\pi xy$

$$\int_0^1 2\pi x(2-x) dx$$

- (5) (10 points) Consider the subset of the plane bounded by $y = 4x - x^2$ in the first quadrant (i.e. $x \geq 0$ and $y \geq 0$). Find the volume of revolution of the 3-dimensional shape formed by rotating this region around the x -axis.



$$y = 4x - x^2 = x(4 - x)$$

$$\text{discs: } A(x) = \pi y^2$$

$$\int_0^4 \pi (4x - x^2)^2 dx$$

$$\pi \int_0^4 (16x^2 - 8x^3 + x^4) dx$$

$$\pi \left[\frac{16}{3}x^3 - 2x^4 + \frac{1}{5}x^5 \right]_0^4$$

$$\frac{1024}{3} - 512 + \frac{1024}{5}$$

$$\pi 34\frac{1}{6} \approx 107.53$$

(6) (10 points) Find $\int \sqrt{x} \ln(3x) dx$.

$$\int uv' dx = uv - \int u'v dx$$

$$u = \ln(3x) \quad u' = \frac{1}{x}$$

$$v = x^{1/2} \quad v' = \frac{2x^{-1/2}}{3}$$

$$= \frac{2}{3} x^{3/2} \ln(3x) - \int \frac{1}{x} \frac{2}{3} x^{3/2} dx$$

$$\frac{2}{3} x^{3/2} \ln(3x) - \int \frac{2}{3} x^{1/2} dx$$

$$\frac{2}{3} x^{3/2} \ln(3x) - \frac{4}{9} x^{3/2} + C$$

(7) (10 points) Find $\int \frac{e^{-2x} \sin(x)}{u \cdot v} dx$.

$$\int uv' dx = uv - \int u'v dx$$

$$u = e^{-2x}$$

$$u' = -2e^{-2x}$$

$$v' = \sin(x)$$

$$v = -\cos(x)$$

$$\int e^{-2x} \sin(x) dx = -e^{-2x} \cos(x) - \int \frac{2e^{-2x} \cos(x)}{u \cdot v'} dx$$

$$u = 2e^{-2x} \quad u' = -4e^{-2x}$$

$$v' = \cos(x) \quad v = \sin(x)$$

$$= -e^{-2x} \cos(x) - 2e^{-2x} \sin(x) + \int -4e^{-2x} \sin(x) dx$$

$$5 \int e^{-2x} \sin(x) dx = -e^{-2x} (\cos(x) + 2\sin(x)) + C$$

$$\int e^{-2x} \sin(x) dx = -e^{-2x} \left(\frac{1}{5} \cos(x) + \frac{2}{5} \sin(x) \right) + C$$

(8) Find $\int_0^{\pi/2} \sin^5 x \, dx.$ $= \int_0^{\pi/2} \sin^4 x \sin x \, dx$

$u = \cos x$
 $\frac{du}{dx} = -\sin x$

$= \int_0^{\pi/2} (1 - \cos^2 x)^2 \sin x \, dx$

$= - \int_1^0 (1 - u^2)^2 \sin x \frac{dx}{du} du$

$= - \int_1^0 (1 - u^2)^2 \sin x \frac{1}{\sin x} du$

$= - \int_1^0 1 - 2u^2 + u^4 \, du$

$= - \left[u - \frac{2}{3}u^3 + \frac{1}{5}u^5 \right]_1^0$

$= 1 - \frac{2}{3} + \frac{1}{5} = \frac{1}{3} + \frac{1}{5} = \frac{8}{15}$

(9) Find $\int \sin(3x) \sin(4x) dx$.

$$\cos(A+B) = \cos A \cos B - \sin A \sin B$$

$$\cos(A-B) = \cos A \cos B + \sin A \sin B$$

$$\cos(A+B) - \cos(A-B) = -2 \sin A \sin B$$

$$= \int \frac{1}{2} \cos(3x-4x) - \frac{1}{2} \cos(3x+4x) dx$$

$$= \frac{1}{2} \int \cos(x) - \cos(7x) dx$$

$$\frac{1}{2} \sin x - \frac{1}{7} \sin 7x + c$$

$$\sin^2 x + \cos^2 x = 1$$

$$\cos^2 x = 1 - \sin^2 x$$

11

(10) Find $\int \sqrt{9-x^2} dx$.

$$x = 3 \sin u \leftrightarrow \sin u = \frac{x}{3} \quad \cos u = \sqrt{1 - \frac{x^2}{9}}$$

$$\frac{dx}{du} = 3 \cos u$$

$$\int \sqrt{9 - 9 \sin^2 u} \frac{dx}{du} du$$

$$3 \int \sqrt{1 - \sin^2 u} 3 \cos u du$$

$$9 \int \cos^2 u du$$

$$\begin{aligned} \cos^2 u &= \cos^2 u - \sin^2 u \\ &= 2 \cos^2 u - 1 \end{aligned}$$

$$9 \int \frac{1}{2} \cos 2u - \frac{1}{2} du$$

$$\frac{9}{2} \cdot \frac{1}{2} \frac{\sin 2u}{2} - \frac{9}{2} u + C$$

2 sin u cos u

$$\frac{9}{2} x \sqrt{1 - \frac{x^2}{9}} - \frac{9}{2} \sin^{-1} \left(\frac{x}{3} \right) + C$$